

MONTHLY STATISTICAL BULLETIN

OCTOBER 2023

Market capitalization: 227.720.637.919

Turnover: 321.045.731

Number of transactions: 992

MBI10: 5.906,53

↑1,09%

↓44,34%

↓1,98%

↑1,78%

BASIC INDICATORS

TURNOVER (denars)	September 2023	October 2023	%
TRADING IN BEST	303.911.002	207.277.301	-31,80
SHARES	302.216.717	200.943.848	-33,51
BONDS	1.694.285	6.333.453	273,81
OTHER SECURITIES	0	0	-
DAILY AVERAGE TURNOVER (denars)	15.195.550	10.363.865	-31,80
DAILY AVERAGE NUMBER OF TRANSACTIONS	50	49	-2,00
BLOCK TRANSACTIONS	272.917.600	113.768.430	-58,31
PUBLIC AUCTIONS	0	0	-
PUBLIC OFFERING	0	0	-
TOTAL	576.828.602	321.045.731	-44,34
NUMBER OF TRANSACTIONS			
TRADING IN BEST	997	978	-1,91
BLOCK TRANSACTIONS	15	14	-6,67
PUBLIC AUCTIONS	0	0	-
PUBLIC OFFERING	0	0	-
TOTAL	1.012	992	-1,98
MARKET CAPITALIZATION (denars)			
MARKET CAPITALIZATION OF SHARES	225.272.912.879	227.720.637.919	1,09
OFFICIAL MARKET-SHARES	218.162.571.326	220.642.513.366	1,14
MARKET OF JOINT STOCK COMPANIES WITH SPECIAL REPORTING OBLIGATIONS	7.110.341.553	7.078.124.553	-0,45
MARKET CAPITALIZATION OF BONDS	18.645.106.575	18.634.678.398	-0,06
MARKET CAPITALIZATION OF OTHER SECURITIES	307.523.500	307.551.500	0,01
TOTAL MARKET CAPITALIZATION	244.225.542.954	246.662.867.817	1,00
MBI10	5.803,06	5.906,53	1,78
OMB	126,82	125,74	-0,85
NUMBER OF LISTED SECURITIES*	93	93	0,00
NUMBER OF TRADING DAYS	20	20	0,00

*The calculation includes the shares of ArceloMittal Skopje (HRM) AD Skopje, Blagoj Tufanov AD Radovish, Tajmiste AD Kicevo and Trudbenik AD Ohrid which are long term suspended from listing.

TURNOVER STRUCTURE

Market segment	Turnover (denars)	Turnover (EUR)	%	Number of transactions
OFFICIAL MARKET	199.015.781	3.235.717	61,99	964
REGULAR MARKET	8.261.520	134.319	2,57	14
BLOCK TRANSACTIONS	113.768.430	1.849.714	35,44	14
TOTAL	321.045.731	5.219.750	100,00	992



MONTHLY STATISTICAL BULLETIN

10 MOST LIQUID SHARES (Official market)

Issuer	Max (denars)	Min (denars)	Average price (denars)	Volume	Turnover (denars)	Turnover (EUR)	%	Num. of trans.	Market capitalization (denars)
Komercijalna banka Skopje	13.100,00	12.450,00	12.932,87	7.041	91.060.370	1.480.518	47,26	387	29.639.266.335
Alkaloid Skopje	18.300,00	17.400,00	17.854,25	2.481	44.296.385	720.195	22,99	204	25.703.177.973
Makpetrol Skopje	69.499,00	64.000,00	66.847,18	176	11.765.104	191.282	6,11	58	7.195.658.754
Stopanska banka Skopje	1.345,00	1.300,00	1.313,46	8.850	11.624.120	188.988	6,03	70	22.698.234.000
NLB Banka Skopje	28.949,00	28.340,00	28.574,32	263	7.515.045	122.183	3,90	49	24.340.738.500
Makedonijaturist Skopje	4.500,00	4.400,00	4.421,56	1.120	4.952.150	80.513	2,57	27	2.017.225.131
Granit Skopje	1.152,00	1.111,00	1.123,14	3.892	4.371.244	71.071	2,27	25	3.515.897.393
TTK Banka Skopje	1.350,00	1.250,00	1.265,93	2.231	2.824.280	45.920	1,47	19	1.303.541.100
UNI Banka Skopje	5.150,00	4.999,00	5.018,98	557	2.795.570	45.454	1,45	25	2.811.833.050
Makstil Skopje	130	127	127,95	20.367	2.605.923	42.369	1,35	15	1.871.736.704
Rest				25.466	8.872.137	144.251	4,60	79	99.545.204.426
Total				72.444	192.682.328	3.132.744	100,00	958	220.642.513.366

TOP GAINERS / TOP LOSERS—OFFICIAL MARKET

Issuer	Average price (denars) 30.09.2023	Average price (denars) 31.10.2023	% of change
TOP GAINERS			
Oranzerii Hamzali Strumica	201,00	308,00	53,23
Ading Skopje	865,00	1.000,00	15,61
TTK Banka Skopje	1.250,15	1.350,00	7,99
Komercijalna banka Skopje	12.490,76	13.005,00	4,12
UNI Banka Skopje	5.000,00	5.150,00	3,00
TOP LOSERS			
OKTA Skopje	6.070,30	5.877,00	-3,18
Cementarnica USJE Skopje	28.899,00	28.031,00	-3,00
Makpetrol Skopje	65.250,00	64.028,57	-1,87
Teteks Tetovo	3.100,00	3.080,00	-0,65
Stopanska banka Bitola	2.701,00	2.699,00	-0,07

OVERVIEW OF THE TRADING WITH BONDS

	HIGH (%)	LOW (%)	Last daily average price (%)	Last trading day	Volume	Turnover (denars)	Turnover (EUR)	Yield to maturity *
Government bonds-denationalization XIII issue (RMDEN14)	95,00	95,00	95,00	17.10.2023	7.445	435.019	7.073	6,95%
Government bonds-denationalization XIV issue (RMDEN15)	95,00	95,00	95,00	17.10.2023	1.403	81.979	1.333	5,39%
Government bonds-denationalization XV issue (RMDEN16)	94,00	94,00	94,00	17.10.2023	90.226	5.216.499	84.812	5,14%
Government bonds-denationalization XIX issue (RMDEN20)	94,00	94,00	94,00	17.10.2023	10.377	599.956	9.754	3,64%

* The model for calculation of annual average yield to maturity is adapted to the characteristics of the bonds. Calculation date is 31.10.2023, using the last average price of the bonds.



MONTHLY STATISTICAL BULLETIN

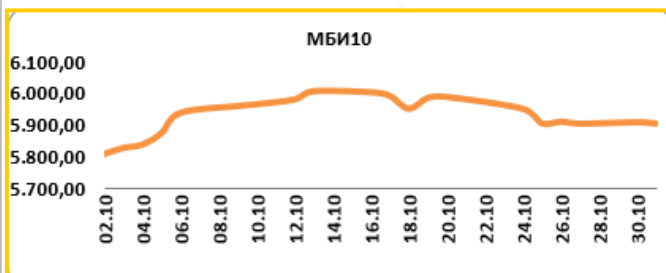
MBI10

Value at 31.10.2023 **5.906,53**

MAX Value in October (13.10.2023) 6.007,80

MIN Value in October (02.10.2023) 5.811,05

% of change from 31.12.2022 4,50%



All about MBI10 on: <http://www.mse.com.mk/Indicies.aspx?Index=MBI10>

Composition of MBI10	Turnover (denars)	Volume	Num. of trans.	Last average price	% of monthly change of price
Alkaloid AD Skopje	44.296.385	2.481	204	17.957,26	2,10
Granit AD Skopje	4.371.244	3.892	25	1.144,73	2,61
Komercijalna banka AD Skopje	112.359.730	8.757	391	13.005,00	4,12
Makpetrol AD Skopje	11.765.104	176	58	64.028,57	-1,87
Makedonijaturist AD Skopje	4.952.150	1.120	27	4.460,45	1,37
Stopanska banka AD Skopje	11.624.120	8.850	70	1.300,00	0,25
Makedonski Telekom AD Skopje	2.017.123	4.891	27	408,00	2,00
NLB Banka AD Skopje	7.515.045	263	49	28.500,00	1,03
TTK Banka AD Skopje	17.323.030	13.830	22	1.350,00	7,99
UNI Banka Skopje	2.795.570	557	25	5.150,00	3,00

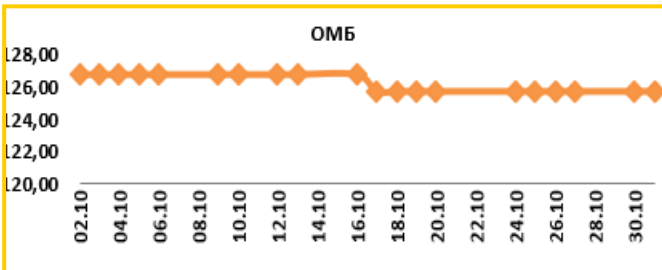
OMB

Value at 31.10.2023 **125,74**

MAX Value in October (03.10.2023) 126,82

MIN Value in October (17.10.2023) 125,74

% of change from 31.12.2022 -0,91%



All about OMB on: <http://www.mse.com.mk/Indicies.aspx?Index=OMB>

Composition of OMB	Turnover (denars)	Volume	Num. of trans.	Last average price	% of monthly change of price
Government bonds-denationalization XV issue (RMDEN15)	81.979	1.403	1	95,00	-2,76
Government bonds-denationalization XVI issue (RMDEN16)	5.216.499	90.226	1	94,00	0,00
Government bonds-denationalization XVII issue (RMDEN17)	0	0	0	90,00	0,00
Government bonds-denationalization XIX issue (RMDEN19)	0	0	0	92,00	0,00
Government bonds-denationalization XX issue (RMDEN20)	599.956	10.377	3	94,00	0,00
Government bonds-denationalization XXI issue (RMDEN21)	0	0	0	93,00	0,00



MONTHLY STATISTICAL BULLETIN

MBI10 LISTED COMPANIES RATIOS

Issuer	P/E Ratio ¹	Dividend yield ²	Foreign investors participation in October 2023	Foreign investors participation in September 2023	Change
Alkaloid AD Skopje	17,49	2,74%	2,78%	2,78%	0,00%
Granit AD Skopje	76,81	3,13%	8,10%	8,13%	-0,03%
Komercijalna banka AD Skopje	13,73	3,82%	2,30%	2,31%	-0,01%
Makpetrol AD Skopje	5,39	5,16%	1,61%	1,60%	0,01%
Makedonijaturist AD Skopje	65,33	2,91%	0,82%	0,82%	0,00%
Stopanska banka AD Skopje	9,24	0,00%	92,38%	92,38%	0,00%
TTK Banka AD Skopje	20,15	5,28%	1,05%	1,05%	0,00%
Makedonski Telekom AD Skopje	24,89	4,96%	1,08%	1,08%	0,00%
NLB Banka AD Skopje	10,04	8,50%	87,37%	87,37%	0,00%
UNI Banka AD Skopje	8,00	5,66%	79,35%	79,35%	0,00%

[1] Share price at last day of trading in currently month, / Earnings per share

[2] The ratios are calculated using the data from the last published Audited financial reports and last paid dividend.

FOREIGN INVESTORS—OFFICIAL MARKET

	Foreign Legal investors October 2023	Foreign private Investors October 2023	Total Foreign entities October 2023	Total Foreign entities September 2023	Change
Shares ³	34,21%	1,12%	35,33%	35,33%	0,00%
Denationalization bonds ⁴	0,10%	0,04%	0,14%	0,14%	0,00%
Continuous government bonds ⁵	0,00%	0,00%	0,00%	0,00%	0,00%

[3] Data as last day of trading in currently month according to the Central Securities Depository, regarding the participation of the foreign investors in the number of shares.

[4,5] Data as last day of trading in currently month according to the Central Securities Depository, regarding the participation of the foreign investors in the total nominal value of bonds.

FOREIGN AND DOMESTIC INVESTORS IN THE TOTAL TURNOVER [6]

	BUYING % of total	SELLING % of total
Foreign private investors	0,49%	2,65%
Foreign Legal investors	0,59%	0,35%
Total Foreign Legal entities	1,08%	3,00%
Domestic private investors	67,86%	73,09%
Domestic Legal investors	31,06%	23,91%
Total Domestic Legal entities	98,92%	97,00%

[6] Data as last day of trading in currently month according to the Central Securities Depository, regarding the participation of the foreign and domestic investors in the total turnover.

TURNOVER PER MEMBERS / in denars

Member	Code	Trading in BEST system	% of trading in BEST sys.	Block (denars)	% block	Public auctions	% of Public auctions	Public offering	% of Public offering	Total
Eurohaus AD Skopje	EH	54.878.556	13,24	97.558.940	42,88	0	0,00	0	0,00	152.437.496
ILIRIKA INVESTMENTS AD Skopje	IL	92.701.327	22,36	47.772.000	21,00	0	0,00	0	0,00	140.473.327
Komercijalna banka AD Skopje	KB	100.520.573	24,25	13.000.000	5,71	0	0,00	0	0,00	113.520.573
TTK Banka AD Skopje	TK	31.659.525	7,64	51.061.200	22,44	0	0,00	0	0,00	82.720.725
INVESTBROKER AD Skopje	MI	36.399.517	8,78	5.598.720	2,46	0	0,00	0	0,00	41.998.237
NLB Banka AD Skopje	TN	27.307.622	6,59	0	0,00	0	0,00	0	0,00	27.307.622
Stopanska banka AD Skopje	SB	24.668.078	5,95	0	0,00	0	0,00	0	0,00	24.668.078
Fersped Broker AD Skopje	FR	10.563.510	2,55	12.546.000	5,51	0	0,00	0	0,00	23.109.510
INOVO BROKER AD Skopje	IN	19.983.456	4,82	0	0,00	0	0,00	0	0,00	19.983.456
Sparkase banka AD Skopje	SP	15.872.437	3,83	0	0,00	0	0,00	0	0,00	15.872.437
Total		414.554.601	100,00	227.536.860	100,00	0	100,00	0	100,00	642.091.461

Turnover via BEST system and turnover in block trades is calculated on the basis of double counting, in order to include the executed cross trades by the MSE members in the structure of the overall MSE turnover. As since June 13 2003, during the government auctions on the selling side there is no brokers (i.e. MSE performs this role), the turnover derived from government auctions is still calculated on the basis of single counting.



MONTHLY STATISTICAL BULLETIN

AS A REMINDER

The product of the Macedonian Stock Exchange **BESTNET ANALYTICS** is a modern internet service that helps investors in building well-founded investment strategies and in bringing valuable investment decisions.

BESTNET ANALYTICS contains:

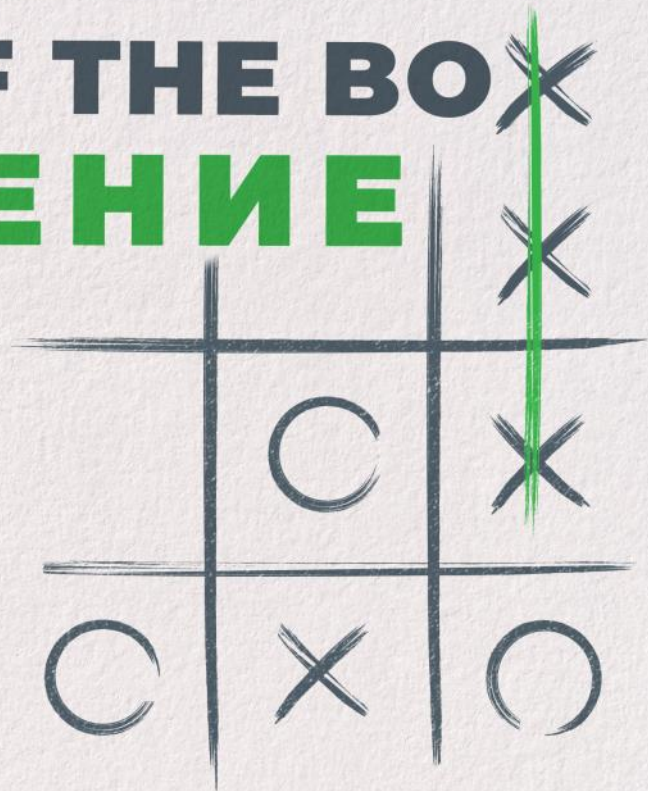
- Data for more than **100** companies traded on the Macedonian Stock Exchange
- More than **70** different financial indicators of companies and more than **40** indicators for banks
- Monitoring and comparing the values for the last **3** years
- Tracking results by quarters
- Data in den, euros and dollars
- Data for paid dividends from companies for the last **4** years
- Data for the major shareholders of the company
- Data for management bodies of the company
- Data for related companies
- Comparison and monitoring of a large number of financial indicators
- Monitoring indicators by sectors and industries
- Graphic display of technical indicators
- Over **40** technical indicators and oscillators
- Monitoring of investments, determining their current value
- Calculation of gains / losses from unrealized transactions
- Calculation of gains / losses from trades executed
- Simulated portfolios

Шифра на XB	Датум на трансакција	Број на трансакција	Количина	Куповна вредност - вкупно (во ден)	Датум на последна цена	Последна просечна цена	Вкупна вредност (во ден)	Нереализирана добиток / загуба (во ден)	% промена од купување на XB	% од вредноста на вкупните вложувања
скратен преглед на поединична трансакција										
FRNT	17.02.2009	X52515136			17.11.2008	653,11	391.866,00	31.866,00	133,33%	3,74%
TEL	11.06.2009	1235649	600,00	360.000,00	17.11.2008	653,11	391.866,00	31.866,00	8,85%	1,00%
детален преглед на поединична трансакција										
МТ	14.08.2009	1314-9	100,00	6.500.000,00	21.01.2008	120.334,50	5.533.450,00	85,13%	18,02%	
КМБ	11.05.2009	кнб					9.896.310,00	48,87%	56,15%	
ЗПКО	28.05.2009	зпко					3.790.288,00	78,01%	9,70%	
АЛК	10.11.2009	али-продај	1.000,00	4.000.000,00	21.01.2008	10.614,52	10.614.520,00	6.614.520,00	165,36%	11,09%
РМДНО	11.07.2008	1919	2.250,00	107.092,08	27.11.2007	85,00	117.886,38	11.198,87	10,08%	0,30%
Р.Македонија - денационализација 01 (РМДНО1)										
Тип на хартија	Bond		Куповна вредност - вкупно (во ден)		107.092,08					
Датум на трансакција	11.07.2008		Датум на последна цена		27.11.2007					
Број на трансакција	1919		Последна просечна цена		85,00					
Количина	2.250,00		Нето вредност (во ден)		116.662,50					
Куповна цена (во %)	77,50		Акумулирана камата (во ден)		1.225,85					
Номинална вредност	1,00 EUR		Вкупна вредност (во ден)		117.888,35					
Куповна вредност (во ден)	106.689,77		Нереализирана добиток / загуба (во ден)		11.198,87					
Купена акумул. камата (во ден)	402,31		% промена од купување на XB		10,08%					
Трансакциони трошоци (во ден)	500,00		% од вредноста на вкупните вложувања		0,30%					
TOTAL			36.067.092,08	62.684.319,35	26.617.629,57	100,00%				

Опис на XB	Официјален пазар	Податоци од тргувањето
Пазарен сегмент	Официјален пазар	Последно тргување
Пазарен подсегмент	Берзанска котација - обични акции	Цена на отварање
Тип на XB	обични акции	Цена на затварање
ISIN Број	MKALKA101011	Највисока цена
Вкупни издадени XB	1431353	Најниска цена
Шифра на XB	ALK	Просечна цена во ден
Номинална вредност	25,56 EUR	Количина
		Промет
		Трансакции
Движења на цената и прометот		
Највисока цена во пос. 52 недели	4.599,00	Коэффициент цена / добиток
Најниска цена во пос. 52 недели	3.799,00	Дивиденден принос
% промена во посл. 30 дена	8,48%	Коэффициент цена / Книговодствена вредност по акција
% промена во посл. 3 месеци	6,98%	
% промена во посл. 6 месеци	0,80%	Коэффициент цена / Акумулирана добиток по акција
% промена во посл. 1 година	-4,07%	Коэффициент цена / приходи од продажба
Просечен дневен промет во пос. 30 дена	645.146,23	Коэффициент цена / парични приливи од оперативни активности
Просечен дневен промет во пос. 3 месеци	812.362,12	
Просечен дневен промет во тековната година	626.836,29	Коэффициент цена / оперативна добиток
Просечен дневен промет во пос. 52 недели	1.304.591,88	Коэффициент цена / EBITDA
		Највисок P/E во пос. 52 недели
		Најнисок P/E во пос. 52 недели
		Нето добиток по акција за пос. 12 месеци
		Коэффициент цена / добиток за пос. 12 месеци

For more information on : www.bestnet.com.mk

OUT OF THE BOX РЕШЕНИЕ



Идентификувај се преку OneID,
отвори платежна сметка,
активирај Интернет банка
и добиј дебитна картичка

ONLINE



Комерцијална
банка

**ПОЛЕСНО
Е ЗАЕДНО**

kb.mk



МАКЕДОНСКА БЕРЗА
MACEDONIAN STOCK EXCHANGE